



# **FITOK**

## **Products for Semiconductor Applications**

**Specialized products and professional services  
Meeting your needs in semiconductor applications**

## About FITOK

### Overview

Founded in 1998, FITOK Group has been a leading global supplier of instrumentation valves, fittings, and integrated systems, locating our factories in Germany, the USA, and China, with inventory and sales service centers in Germany, the USA, China, and the UAE.

#### Here are our advantages:

1. Specialized in instrumentation valves and fittings: decades of rich design and manufacturing experience, products sold in more than 100 countries and regions.
2. Superior R&D capabilities: 150+ professional engineers and 100+ patents.
3. Lean and reliable quality management: a variety of management system certifications and product certifications.
4. Fast and efficient product delivery: global manufacturing bases and service centers for faster product delivery and timely response to customers' needs.

More than **600** tons raw material in stock

Established in **1998**, concentrate on valves and fittings since its establishment

**5** product lines to cover various applications

**4** major manufacturing bases located globally

Products sold in more than **100** countries and regions

More than **100** patents

**FITOK**



## Worldwide Presence



**FITOK Inc**  
Manufacturing &  
Global Sales Center  
- Texas, USA



**FITOK GmbH**  
Manufacturing to Order  
- Offenbach, Germany



**FITOK Middle East**  
Regional Sales & Service Center  
- Dubai, UAE



**FITOK (Wuhan) Incorporated**  
Manufacturing to Stock  
- Wuhan, China



**FITOK Incorporated**  
Manufacturing to Order  
- Shenzhen, China




**FITOK (Suzhou)  
Metal Products Co., Ltd**  
Manufacturing - Tubing  
- Suzhou, China



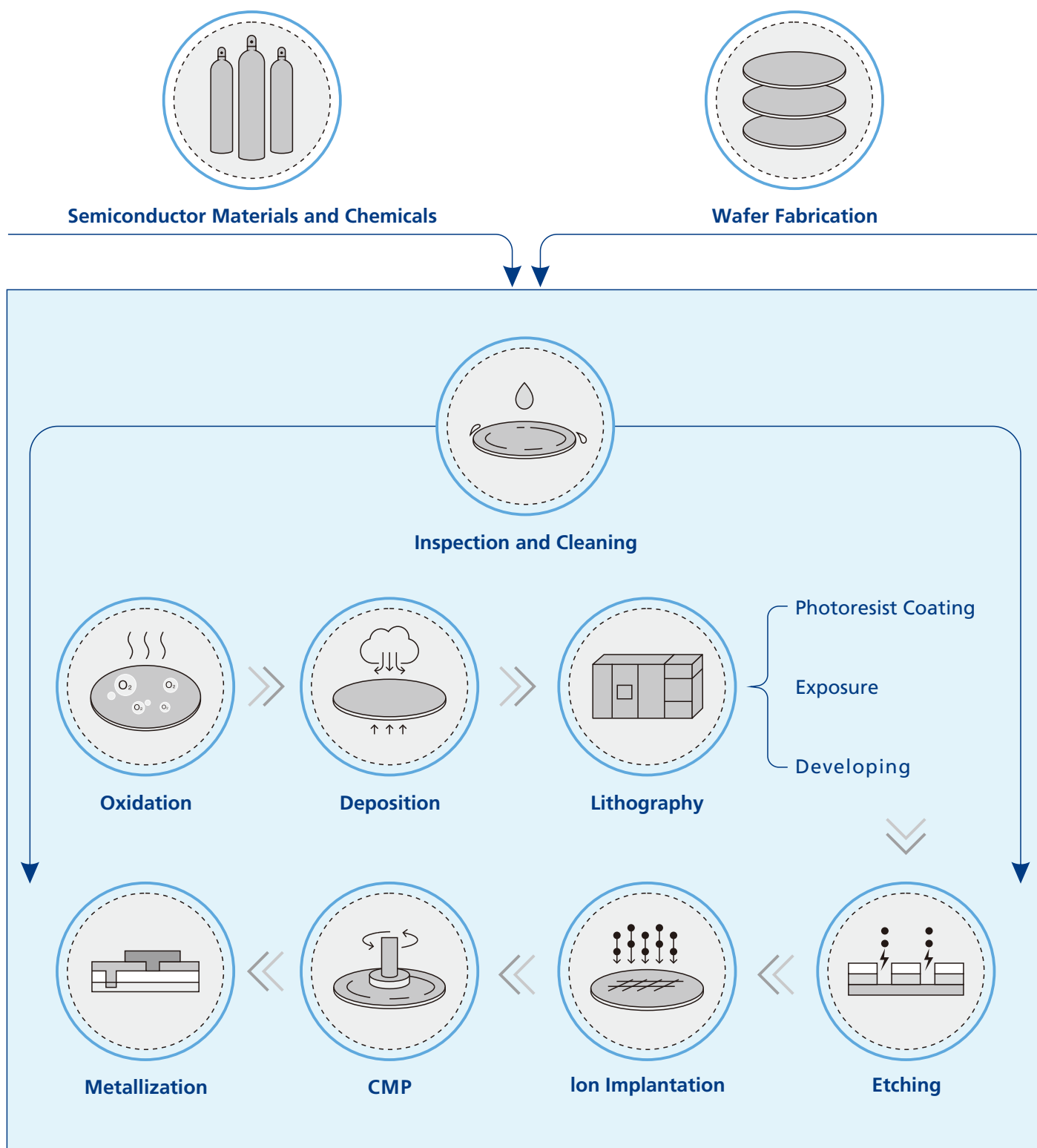
## Single-Source Supplier of Fluid Systems for Semiconductor Industry

FITOK can provide one-stop solutions for fluid systems in the semiconductor industry, from ultra high purity components such as fittings, valves and tubing to the integrated systems, and from the system design to the installation site service.



# Application of FITOK Products in Semiconductor Manufacturing Process

As a global leading supplier of valves and fittings, FITOK provides a full range of valves and fittings for semiconductor raw material production, semiconductor equipment manufacturing, semiconductor manufacturing process and the piping system construction and maintenance of semiconductor facility.




# Products for Semiconductor Applications

## Features

### ★ Raw Materials

The purity of raw materials is critical to achieving fine surface for fluid system components. And finer surface contributes to more excellent process cleanliness.

FITOK has customized 316L SS, 316L SS VAR meeting SEMI F20 standard for the valve body. Compared with 316L SS, 316L SS VAR is more homogeneous with fewer inclusions, contributing to a finer surface and better corrosion resistance.



316L SS VAR



Cobalt Alloy

FITOK adopts cobalt alloy complying with AMS 5876 standard or Hastelloy complying with ASTM B575 standard as diaphragm material to achieve high corrosion resistance and excellent durability.



## ★ Ultra High Purity Process

### 1. Electropolishing

The internal surface of ultra high purity products for the semiconductor industry is electropolished to improve the smoothness of the flow path and to form a chromium-rich layer on the metal surface to improve corrosion resistance, and the electropolished products are passivated to remove free iron ions. After electropolishing, the following testing standards can be achieved.

Test Item	Test Standard
Surface roughness (Ra)	SEMI F37
Surface chemical composition	SEMI F60
Cr/Fe	
CrO/FeO	
Oxide layer thickness	SEMI F72
Surface defect analysis	SEMI F73
Surface contamination	
Corrosion resistance	SEMI F77



### 2. Cleaning

Ultra high purity products for the semiconductor industry are rinsed with ultrasonic DI water in the NEBB-certified ISO 5 cleanroom and dried in an enclosed oven. The technical specifications of the DI water comply with SEMI E49 standard.



### 3. Welding, Assembly and Testing

- ◆ Cleaned products are welded, assembled, tested and inspected in the NEBB-certified ISO 4 cleanroom
- ◆ Helium leak test products as required by SEMI F1. INFICON helium leak detector with a minimum detectable leak rate (vacuum) <  $5 \times 10^{-12}$  std  $\text{cm}^3/\text{s}$



### 4. Packaging

- ◆ Ultra high purity products are packaged in the ISO 4 cleanroom and the product packaging complies with SEMI E49 standard
- ◆ Products are end-capped and double bagged with inner vacuum-sealed clean polyethylene bag and outer polyethylene bag



## Product Portfolio

### Fittings



### Diaphragm Valves



More Information



### Atomic Layer Deposition Diaphragm Valves



More Information



### High Purity Pressure Regulators



More Information



### High Purity Ball Valves



More Information



### Bellows-Sealed Valves





## Check Valves and Vacuum Generators



More Information



## Changeover Systems



## High Purity Tubing



More Information



## Integrated Gas Systems



More Information



## Gas Stick Assemblies



More Information



## Canister Assemblies



More Information



## Featured Products

### ★ ALD Series Atomic Layer Deposition Diaphragm Valves



Atomic Layer Deposition (ALD) is technique that deposits materials in the form of one atomic layer at a time on the substrate surface. FITOK ALD Series Atomic Layer Deposition Diaphragm Valves are ideal for the ALD process, delivering precise doses of gas during semiconductor chip manufacturing. These valves ensure the uniform gas deposition required for advanced technology.

- ◆ Ultra long cycle life
- ◆ No dead space in the flow path
- ◆ High Cv consistency and stability
- ◆ Quick response to offer a total opening / closing response time of less than 15 ms
- ◆ Standard and thermal types optional, the thermal type has a working temperature up to 392 °F (200 °C)
- ◆ For the valve fitted with a solenoid valve, the solenoid valve is circularly rotatable along the actuator for easy position adjustment

Size	Material	Cv	Working Pressure psig (bar)	Pneumatic Actuator Working Pressure psig (bar)	Working Temperature °F (°C)					Internal Surface Roughness µin. (µm)	Leak Rate (Helium) std cm³/s	
					Valve Body		Actuator	Solenoid Valve	Sensor		Internal	External
					Standard	Thermal						
1/4"~3/8", 6~8 mm or 1.125"~1.5"	Body: 316L SS, 316L SS VAR Seat: PFA Diaphragm: cobalt alloy	0.27	Vacuum to145 (10)	60~90 (4.2~6.2)	32~248 (0~120)	32~392 (0~200)	32~248 (0~120)	-0.4~122 (-18~50)	-13~158 (-25~70)	Ra≤5 (0.13)	≤1×10 <sup>-9</sup>	≤1×10 <sup>-9</sup>
3/8"~1/2", 10~12 mm or 1.5"		0.62									≤1×10 <sup>-8</sup>	

## ★ DPT Series Two-Step Pneumatic Diaphragm Valves



DPT series two-step pneumatic diaphragm valves, designed for high purity and ultra high purity applications, provide a "soft start" for equipment by rapidly switching between low and high flow modes. This prevents pressure surges in the cavity and avoids scattering of particles that could contaminate the process equipment cavity as a result of the rapid flow of media into the process equipment cavity.

- ◆ Fast switching between low and high flow rates
- ◆ Minimum particle generation and dead space
- ◆ Cobalt alloy diaphragm with high strength and corrosion resistance to ensure long cycle life
- ◆ No internally wetted threads or springs which minimizes particle generation and particle entrapment for high purity
- ◆ Valve Cv values in low-flow mode can be preset at the factory according to customer specifications or adjusted by customers themselves

Size	Material	Low Flow Cv	High Flow Cv	Max. Working Pressure psig (bar)	Working Temperature °F (°C)	Internal Surface Roughness $\mu\text{in.} (\mu\text{m})$	Leak Rate (Helium) std $\text{cm}^3/\text{s}$	
							Internal	External
1/4"	Body: 316L SS, 316L SS VAR	0.02~0.12	0.27	145 (10)	PFA: 14~302 (-10~150) PCTFE: 14~176 (-10~80)	Ra $\leq$ 5 (0.13)	$\leq 1 \times 10^{-9}$	
	Seat: PCTFE, PFA							
	Diaphragm: cobalt alloy							

## ★ RTCC Series Miniature Tied Diaphragm Regulators



RTCC Series Miniature Tied Diaphragm Regulators feature a single-stage pressure reduction design and a compact form, making them ideal for low flow ultra high purity applications.

- ◆ Alloy C-22 lift poppet and Alloy C-276 diaphragm provide excellent corrosion resistance
- ◆ Metal-to-metal seal between valve body and diaphragm provides ensured sealing performance
- ◆ FR metal gasket face seal, W-seal, and C-seal connections optional
- ◆ Reinforced diaphragm design extends diaphragm service life
- ◆ No threads or springs exposed to the wetted area for easy purging
- ◆ Tied diaphragm construction offers positive shutoff for safety

Size	Material	Cv	Max. Working Pressure psig (bar)	Outlet Pressure Range psig (bar)	SPE (Supply Pressure Effect)	Working Temperature °F (°C)	Internal Surface Roughness $\mu\text{in.} (\mu\text{m})$	Leak Rate (Helium) std $\text{cm}^3/\text{s}$		
								Internal	External	
1/4", 1.125" W/C-seal	Body: 316L SS, 316L SS VAR	0.08	150 (10.3)	0 ~ 100 (0 ~ 6.9)	0.3 psig per 20 psig source pressure change	PCTFE: -40~160 (-40 ~ 71)	Ra $\leq$ 5 (0.13)	$\leq 2 \times 10^{-9}$	$\leq 2 \times 10^{-10}$	$\leq 2 \times 10^{-9}$
	Seat: PCTFE									
	Diaphragm: Hastelloy									



## ★ Stainless Steel Electropolished Tubing (EP Tubing)

FITOK provides EP tubing with excellent roughness, cleanliness, and corrosion resistance by strictly controlling raw materials, electropolishing process, cleaning and packaging. FITOK EP tubing meets the high requirements of surface quality, purity, etc. in the semiconductor application.



- ◆ **Materials:** 316L SS, 316L SS VAR
- ◆ **Inspection:** visual inspection, surface roughness measurement, particle testing, moisture testing and a series of tests with scanning electron microscopy (SEM), Auger electron spectroscopy (AES), electron spectroscopy for chemical analysis (ESCA or XPS)
- ◆ **Sufficient Inventory:** with flexible manufacturing systems and sufficient finished goods inventory in global warehouses, FITOK help customers save procurement and inventory costs, and reduce lead time
- ◆ **Prefabrication services:** FITOK can provide EP bent tubing and prefabricate EP bent tubing assemblies upon request to improve the installation efficiency for customers

Product	Standard	O.D.	External Surface Roughness μin. (μm)	Internal Surface Roughness μin. (μm)	Length
TEP Series	ASTM A269/A632	1/4" ~ 2 1/2"	Ra≤40 (1)	Ra≤5 (0.13)	4m, 6m, 20ft
PEP Series	JIS G3459	6A ~ 50A		Ra≤7 (0.18)	4m, 6m
	ASTM A312	NPS 1/8 ~ NPS 2		Ra≤10 (0.25)	4m, 6m, 20ft

## ★ Gas Stick Assemblies

FITOK gas stick assemblies integrate a ball valve, a diaphragm valve, a regulator, a pressure gauge and other accessories into one stick to reduce site connections for easier site installation. FITOK gas stick assemblies, including AGH series high purity gas stick assemblies and AGL series general gas stick assemblies, are widely used in the semiconductor industry.

### AGH Series

- ◆ Applicable to high purity gas systems in the semiconductor industry
- ◆ Integrated from a diaphragm valve, a regulator and a pressure gauge
- ◆ Alloy diaphragm improves strength and corrosion resistance for long cycle life
- ◆ T series tubular fittings optional for pressure gauge connection (customized lengths available)
- ◆ Cleaned, welded, assembled, tested, packaged and marked following Ultra High Purity Process Specification
- ◆ Sizes from 1/4" to 1" optional

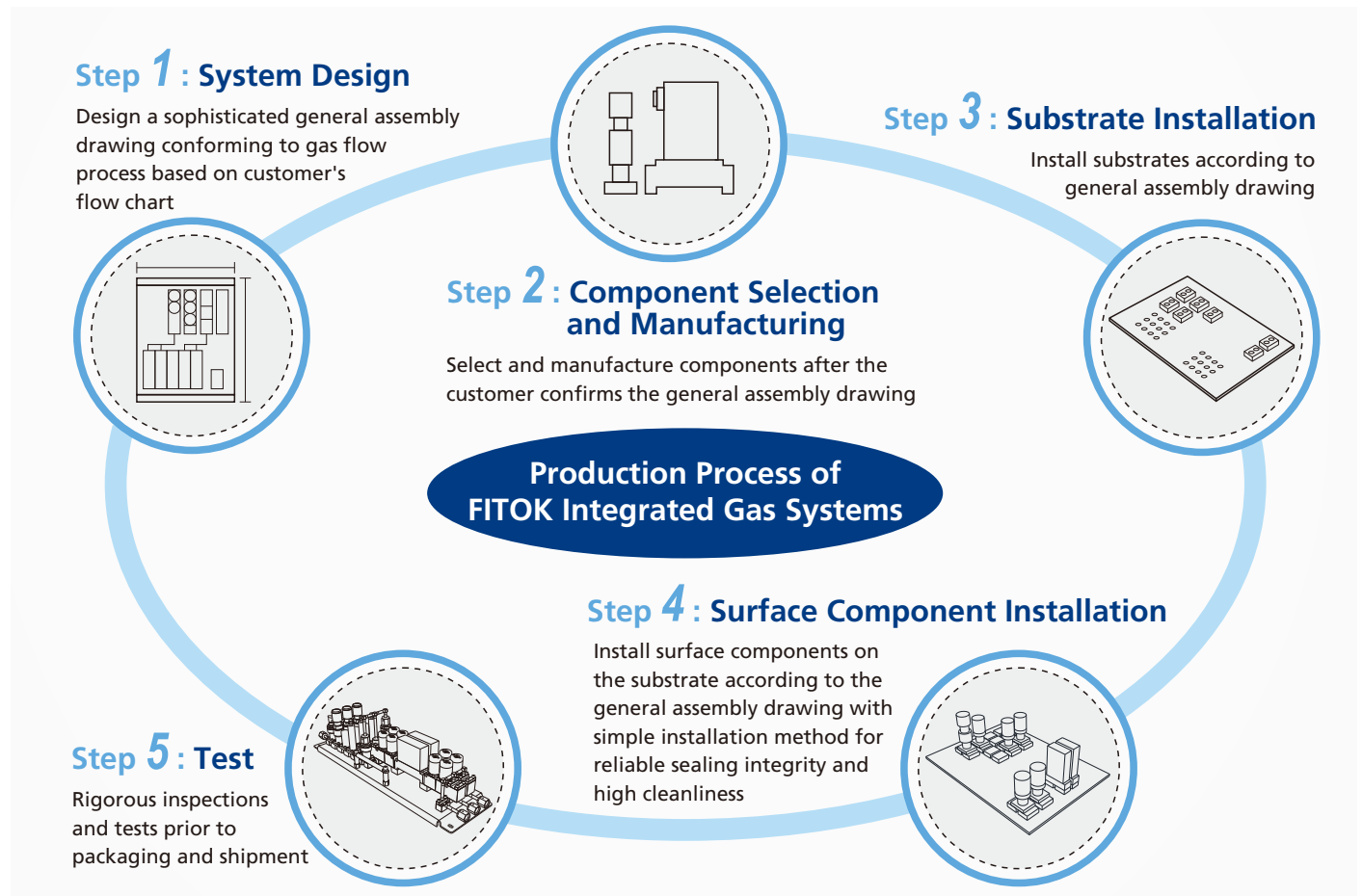


### AGL Series

- ◆ Applicable to general gas fluid systems and oxygen-enriched environments
- ◆ Integrated from a ball valve, a regulator and a pressure gauge
- ◆ Excellent sensitivity and set point pressure stability for precise pressure control and fluid shutoff
- ◆ Alloy diaphragm improves strength and corrosion resistance for long cycle life
- ◆ Special Cleaning and Packaging Process Specification ensures the product cleanliness meets the requirements of ASTM G93 Level C
- ◆ Sizes from 1/4" to 1" optional

## ★ Integrated Gas Systems

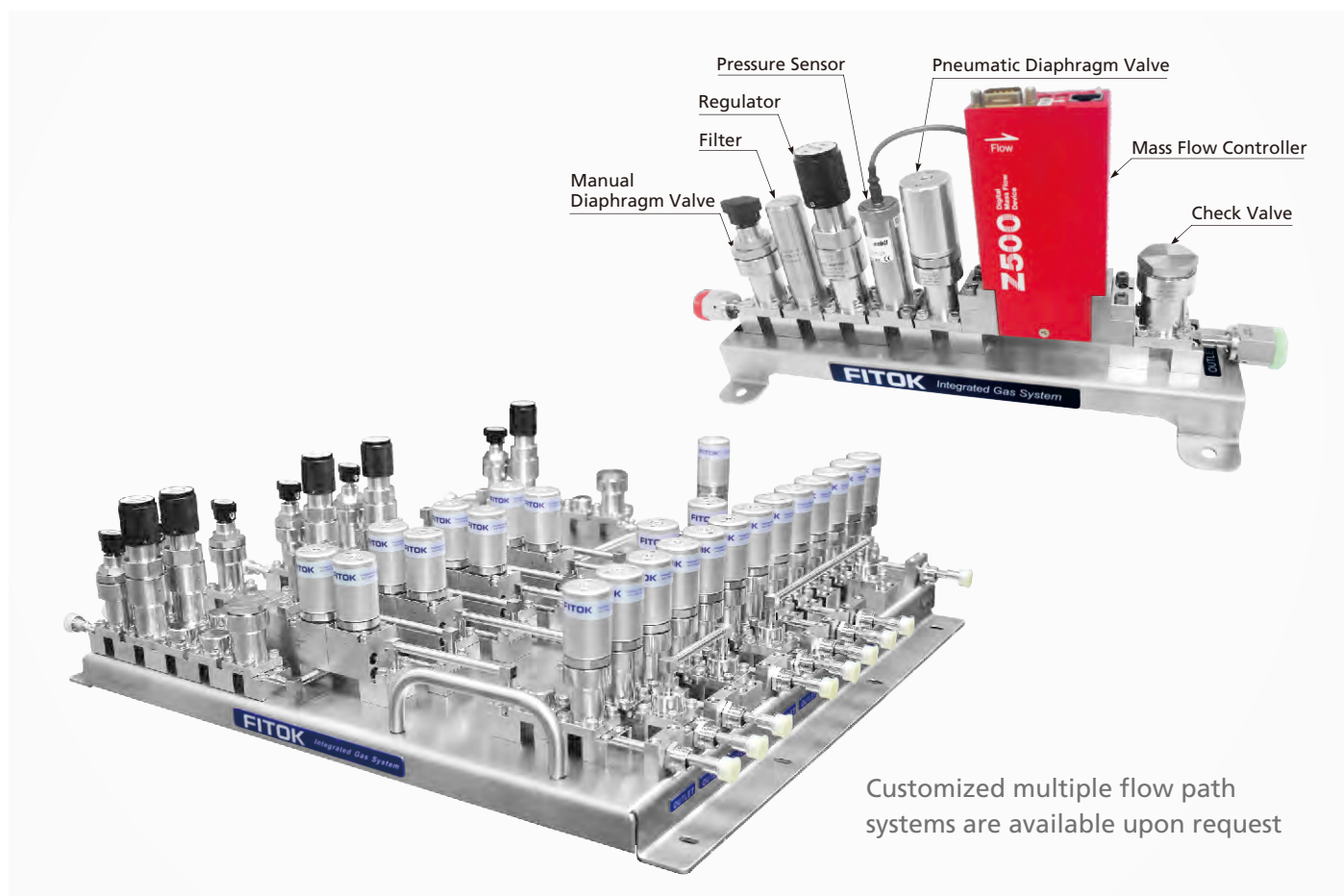
Integrated Gas Systems are used for gas control in the semiconductor industry. As semiconductor manufacturing process develops, the requirements for gas control device become higher. FITOK Integrated Gas Systems use SEMI compliant surface-mounted components and are modularly designed. While reducing the size of the device, installation and maintenance become easier.



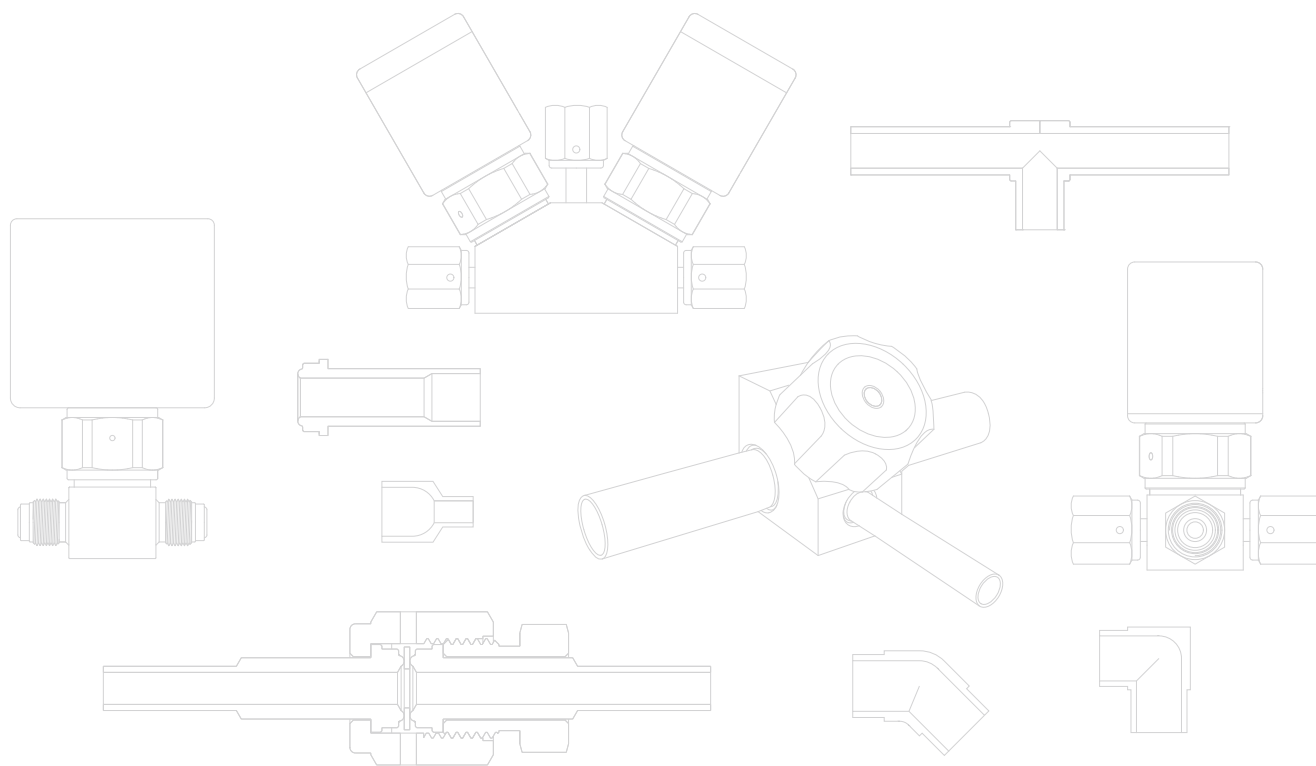
- ◆ **Modular design - shorten design time**  
According to the customer's P&ID diagram, the design can be completed by installing standard substrates, valves (diaphragm valves, check valves, regulators), flowmeters, filters, pressure sensors and other components on the panel.
- ◆ **Surface mounting - easy installation and maintenance**  
All components are surface mounted in accordance with SEMI standard, and installation with silver-plated screws and later maintenance can be completed with simple tools.
- ◆ **Miniaturization**  
The size is about 1/3 the traditional panel, and the corresponding flow path size is also reduced for better contamination control.
- ◆ **SEMI standard materials, electropolishing process and orbital welding**  
Wetted components are made of SEMI standard materials with electropolished flow paths (Ra 5  $\mu\text{in.}$  / Ra 0.13  $\mu\text{m}$ ) and orbital welded connections.
- ◆ **W-seal / C-seal**  
W-seal or C-seal between components and substrates. Metal-to-metal seal with the sealing surface isolated from components receiving external force to achieve optimal sealing effect.



FITOK can design and supply integrated gas systems according to customer P&ID diagrams, in which filters, pressure sensors and MFC can be provided by customers or purchased by FITOK under customer-provided brands.



Main Components	Features
Diaphragm Valves	Cobalt alloy diaphragm Manual and pneumatic actuators available Body materials: 316L SS, 316L SS VAR Wetted components electropolished to a surface finish of Ra 5 $\mu\text{m}$ . (0.13 $\mu\text{m}$ ) max
Check Valves	Body materials: 316L SS, 316L SS VAR Wetted components electropolished to a surface finish of Ra 5 $\mu\text{m}$ . (0.13 $\mu\text{m}$ ) max
Regulators	Hastelloy poppet and diaphragm Reinforced diaphragm design improves sealing performance and service life Body materials: 316L SS, 316L SS VAR Wetted components electropolished to a surface finish of Ra 5 $\mu\text{m}$ . (0.13 $\mu\text{m}$ ) max
Substrates	Tolerance compensation installation to ensure the sealing effect Body materials: 316L SS, 316L SS VAR Wetted components electropolished to a surface finish of Ra 5 $\mu\text{m}$ . (0.13 $\mu\text{m}$ ) max
Gaskets	W-seal and C-seal optional Sealing surfaces isolated from components receiving external force Electropolished to a surface finish of Ra 5 $\mu\text{m}$ . (0.13 $\mu\text{m}$ ) max



**A full listing of our global operations and sales network is available on our website.**